

Removal of Cationic Dyes Utilizing Natural Coffee Pulp Coagulant

Felipe Correa Mahecha^{*a}, Diana Cuesta Parra^a, Juan A. Sandoval^a, Manuel A. Mayorga^b, Samuel A. Ortiz^a

^aChemical Engineering Department, Fundación Universidad de América, Bogotá, Colombia

^bChemical Engineering, Universidad ECCI, Bogotá, Colombia

felipe.correa@profesores.uamerica.edu.co

The color removal activity of polyphenolic extracts obtained by maceration of coffee pulp with the *Coffea arabica* species was evaluated in synthetic waters prepared with three commercial dyes: methylene blue, malachite green and crystal violet. The extract was prepared by maceration using milled coffee pulp in a hydroalcoholic solution with a volume ratio of 1:1 and a solid: solvent ratio of 1:20 (g: mL). Additionally, total polyphenols were quantified using the Folin-Ciocalteu method and pH effects were evaluated based on the color removal percentages at fixed doses of 2.5 mg GAE / L (gallic acid equivalent per liter). Maximum removals with the values of 61.74%, 91.65% and 86.47% were obtained for malachite green, crystal violet and methylene blue at a pH of 4.26, 8.40 and 9.22, respectively. The present study confirms the potential use of waste extracts from the coffee industry for the removal of cationic dyes by coagulation.

Keywords- Cationic coagulants, Polyphenols, coffee pulp.

1. Introduction

Dyes are commonly used in the textile industry but many of these products represent a real risk to the environment, because their annual discharges into waters are between 2.0 to 2.3 million tons. This produces high levels of Chemical Oxygen Demand (COD), biological toxicity and alterations in color and pH levels (Han et al. 2020). For these reasons, development of treatment processes for this type of waste is an urgent need.

Different physical, chemical, and biological processes have been studied for dyes removal from industrial wastewaters. Physical methods such as adsorption, extraction, and filtration with membranes are widely used (Maiti, Mukhopadhyay, & Devi, 2017; Chen et al. 29; Gao et al. 2019; Li, Mu, & Yang, 2019; Liu et al. 2019). From the three methods mentioned above, adsorption offers a simple, effective, and profitable solution, which is why it is currently the most attractive waste management treatment approach (Wang & Wang, 2016; Muinde et al, 2020). On the other hand, coagulation is considered the most effective and economical technique for the removal of contaminants (Dotto et al. 2019; Mohammad et al. 2019). However, very few studies have been reported on the use of organic materials for the coagulation and flocculation of cationic dyes (Jeon et al. 2009; Kuppasamy et al., 2017). It is known that tannins and other polyphenols can interact with cationic dyes through ion-ion and ion-dipole forces (Leopoldini, Russo, & Toscano, 2006), thus achieving the formation of three different complexes, an initial supramolecular interaction, the formation of colloidal flocs and their precipitation (Jeon et al. 2009).

Methylene blue, malachite green and violet are cationic dyes commonly used in different industries to dye cotton, wood, paper, silk, and wool (Álvarez, Castro, & Tinoco, 2019; Qamar et al. 2020), but they present complications in removal, due to their cationic nature, since the most frequently used chemical coagulants, such as ferric chloride and aluminum sulfate, are usually ineffective, and the final sludge has metals (de Souza et al. 2016). Cationic dyes are also used as model compounds due to the presence of numerous common functional groups in various types of dyes (Kuppasamy et al. 2017). The presence of tints in natural waters can cause serious problems in aquatic life because it increases the amount of chemical oxygen demand and toxicity and reduces light penetration. In addition, some colorants such as methylene blue can cause damage to human and animal health (Salleh et al. 2011).

The coffee pulp is the main waste residue of the coffee industry, representing 29% of the weight of the whole fruit and due to its high content of nutrients its use as animal feed has been evaluated. However, tannins and caffeine limit its use to a proportion of 20% or less of a daily diet since higher doses tend to produce nutritional problems (Noriega Salazar et al. 2008; Yoplac et al. 2017). Coffee pulp has also been studied to obtain alcohol (Rodríguez, 2013; Gurram et al. 2016), refreshing drinks (Heeger et al. 2017), as a substrate to produce mushrooms and enzymes (Janissen & Huynh, 2018), and for wastewater treatment with dyes (Jeon et al., 2009; Kuppusamy et al., 2017). It also represents a great source of polyphenols with high antioxidant activity (Tobón Arroyave 2015; Serna Jiménez et al. 2018). Considering the amount of coffee pulp produced per year in Colombia, and in other coffee producing countries and the need of better treatments for wastewater textile industry containing azo dyes, the objective of this work is to evaluate the action of coffee pulp extracts as natural agents for the coagulation of synthetic waters with cationic dyes.

2. Methods & Materials

Coffea arabica coffee pulp was provided by the Coffee Innovation Technology Park Corporation -Tecnicafé-Supracafe, located in Cajibío, a town in the department of Cauca, Colombia. The pulp was dried and shipped afterwards to the laboratory.

The humidity of the sample was determined according to the Colombian Technical Standard NTC 2558 (ICONTEC, 2011) by determining its mass loss at 103 °C. The sample was crushed with a Premium Model PB323 blade mill, China. The average of three measurements was registered.

The extraction was carried out by maceration, using a solution of ethanol in deionized water at a volume ratio of 1:1 and a solid: solvent ratio of 1:20 (g: mL), for a period of 30 hours at room temperature of 15±3 °C. The phases were separated by filtration, and the extract was concentrated using a Heidolph G3 Hei-Vap Precision rotary evaporator, Germany, at a temperature of 70 °C and a pressure of 180 mBar. The dried extract was stored at 4 °C. Tests were carried out afterwards.

The polyphenol content of the extract was established using the Folin-Ciocalteu method, as described by (Muñoz Bernal et al. 2017). Reading was taken at 765 nm with a Genesis 30 spectrophotometer using Folin-Ciocalteu reagents (Sigma Aldrich®) and sodium carbonate (Rodaquímicos®). For the calibration of the standard curve, 6 solutions of anhydrous analytical reagent gallic acid (Merck®) were prepared and quantified three times, which resulted in a linear correlation with a coefficient of determination (R^2) of 0.9911.

Synthetic water with the three dyes was prepared using the methodology described by Chaibakhsh et al. (2014). A total of 25 mg of each dye were taken and dissolved in a beaker with water. Then, analytical transfer was carried out to volumetric flasks of 1000 mL filled to the mark with deionized water.

The maximum wavelengths used to estimate the concentration were determined by scanning between 350 and 750 nm with a Genesis 30 spectrophotometer. These values were used to measure the absorbance of the different dye solutions before and after treatment. For the pH measurement, a Schott handy lab PH11 pH meter was used and calibrated with Schott solutions, Germany.

To evaluate the behaviour of the extract, jar tests were performed in accordance with NTC 3903 standard (ICONTEC, 1996) on synthetic water samples, using sulfuric acid and sodium hydroxide. The operation pH was adjusted by using Gallic acid at 2.5 mg GAE / L (Gallic acid equivalent per litre), value used by Beltrán (2009). Colour removal percentage was calculated with the following equation:

$$\% \text{ Colour removal} = \frac{\text{Abs}_o - \text{Abs}_f}{\text{Abs}_o} \quad (1)$$

Where Abs_o is the absorbance before treatment and Abs_f is the absorbance after treatment. The experimental results are presented in the following section.

3. Results and discussion

The moisture content obtained was $15.76 \pm 0.11\%$, which is a value close to the 15.99% reported by other authors for sun-dried pulps (Galanakis, 2017). In the extraction method by maceration, the concentration of total polyphenols in the analysed pulp was 8.471 ± 1.743 mg GAE / g dry base, which is close to the value reported by Duangjai et al. (2016) for three different types of pulps of the same variety (*Coffea arabica* L.).

Figure 1 shows the spectral sweeps of the solutions with the three cationic dyes, as well as the molecular structures, which were used to determine the removal percentages.

The values obtained for the crystal violet were based on the maximum absorbance wavelength of 590 nm, close to the value reported by Fabryanty et al. (2017). For methylene blue and malachite green, wavelengths of 665 nm and 617 nm were obtained, which are almost the same as the ones reported by Chaibakhsh et al. (2014) with values of 666 nm and 615 nm.

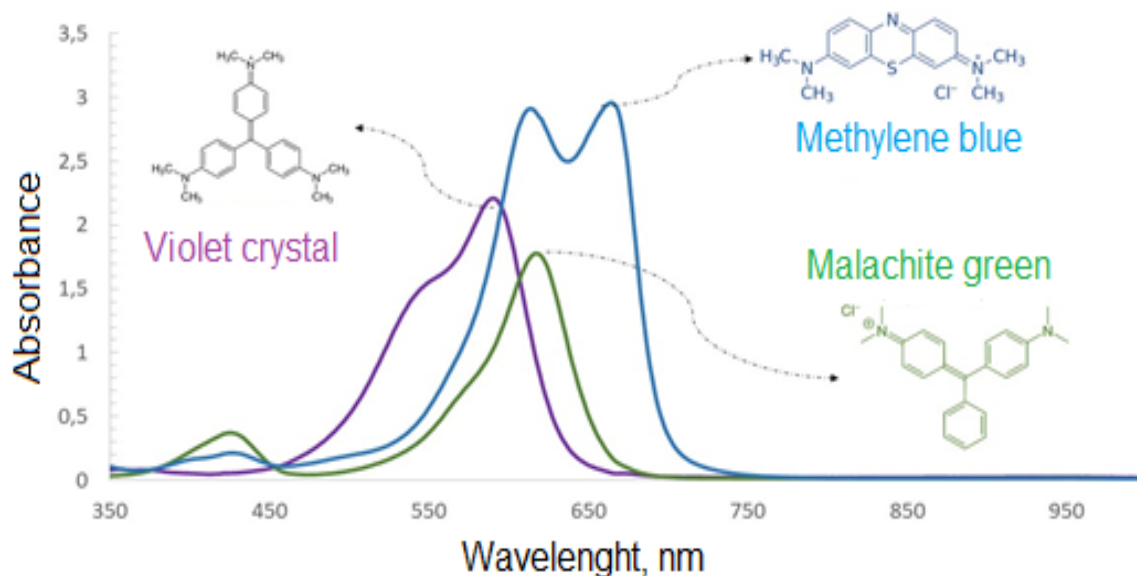


Figure 1: Spectral scans of three cationic dyes, with their molecules and respective wavelengths of maximum absorption.

Figure 2 shows the removal percentages of malachite green as a function of pH for a fixed dosage of coffee pulp extract, where the maximum value is achieved at a pH of 4.26. Additionally, it can be observed that for all pH values tested the removal percentages was greater than 36%.

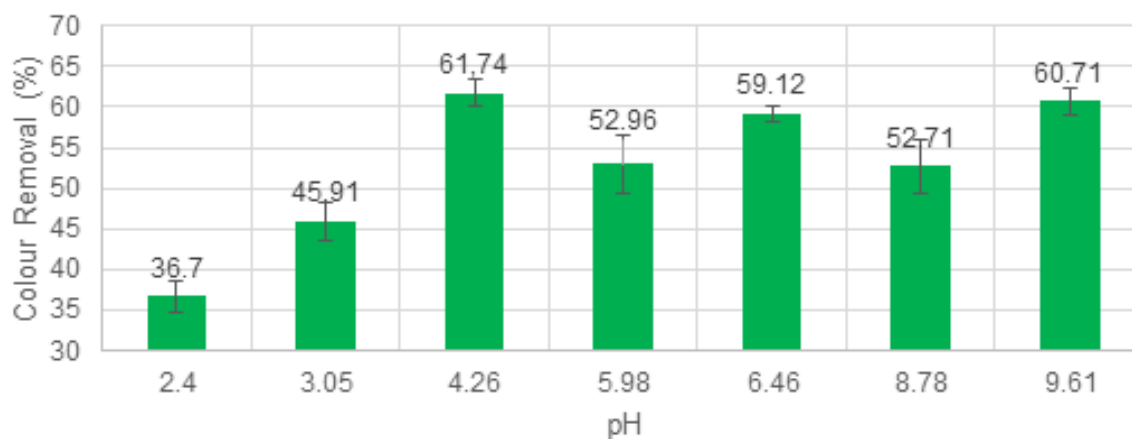


Figure 2: Colour removal for malachite green at different pH values and a fixed dose of 2.5 mg GAE / L.

Figure 3 shows the results for the removal of the violet crystal, whose maximum removal percentage achieved was 91.65% at pH 8.4 and all removals were greater than 60%.

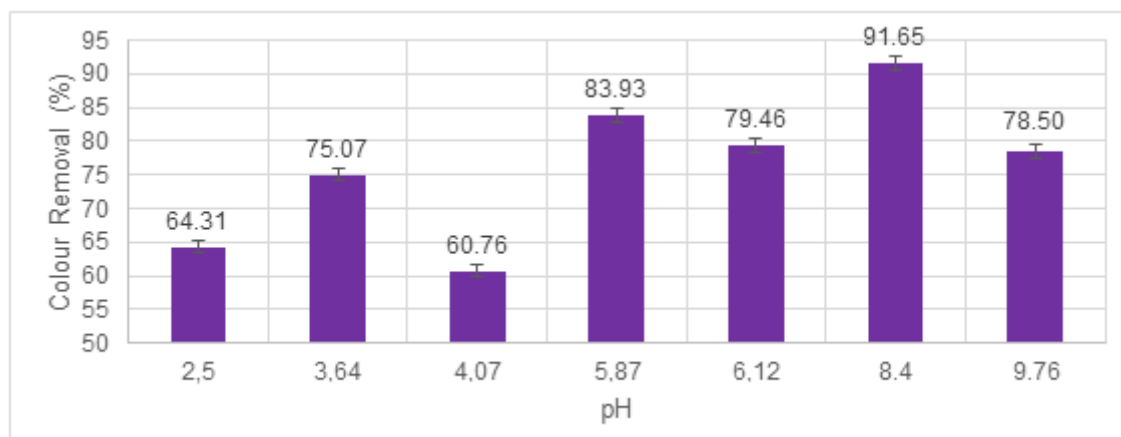


Figure 3: Colour removal for crystal violet at different pH values and a fixed dose of 2.5 mg GAE / L.

Finally, Figure 4 shows the results of methylene blue removal, where the best removals occur at an alkaline pH level with a maximum removal percentage of 86.47%.

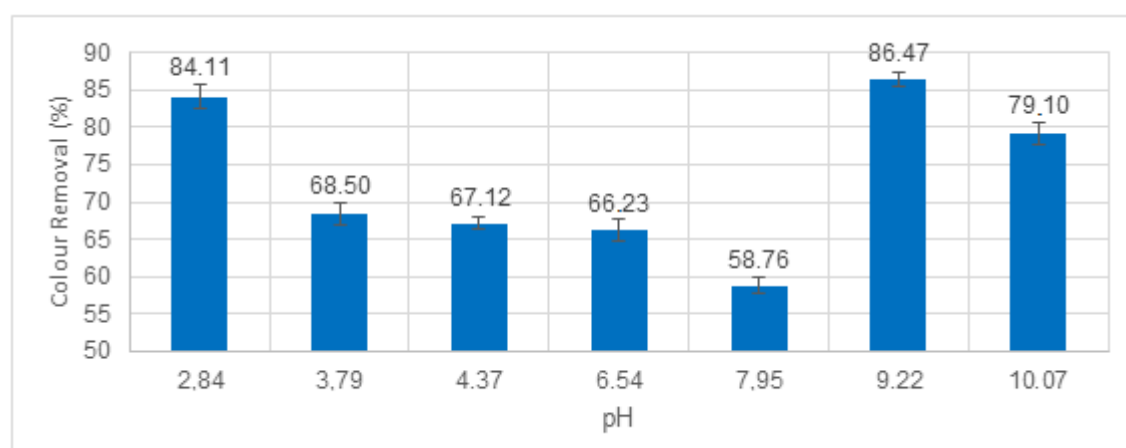


Figure 4: Colour removal for methylene blue at different pH values with a fixed dose of 2.5 mg GAE / L. Error bars represent the standard deviation of the tests.

According to Figures 2 to 4, colour removal was greater for violet crystal than for blue methylene and malachite green, which presented the lowest removal percentage. The basic pH seems to favour colour removal, especially in the case of methylene blue. However, more research must be done to explain the high removal percentage at a pH of 2.84.

4. Conclusions

This study preliminarily confirms that waste extracts from coffee pulp (*Coffea arabica*) have a potential use as natural coagulants for cationic dyes removal.

It was also found that the pH and the dose of the extract have an important influence on the coagulation action. Additional studies are required to establish the optimal conditions for the flocculation - coagulation process in real wastewater, as well as the combination of natural materials that improve the stability of the clots and increase their sedimentation rate.

Acknowledgments

The authors of this presentation thank the Fundación Universidad de América for providing the resources to carry out the present research project. They also deeply thank Supracafe-Tecnicafe for supplying the waste samples from the coffee process.

References

- Álvarez, J., Castro, N., & Tinoco, O. (2019). Adsorción de azul de metileno con biopolímeros (quitosano calcáreo y quitosano) obtenidos de las cabezas de langostinos a nivel piloto. *Revista Iberoamericana de Polímeros*, 20(3), 90–104.
- Beltrán-Heredia, J., & Sánchez-Martín, J. (2009). Municipal wastewater treatment by modified tannin flocculant agent. *Desalination*, 249(1), 353–358. Available from: doi:10.1016/j.desal.2009.01.039
- Chaibakhsh, N., Ahmadi, N., & Zanjanchi, M. A. (2014). Use of *Plantago major* L. as a natural coagulant for optimized decolorization of dye-containing wastewater. *Industrial Crops and Products*, 61, 169–175. Available from: doi: 10.1016/j.indcrop.2014.06.056
- Chen, W., Shen, Y., Ling, Y., Peng, Y., Ge, M., & Pan, Z. (2019). Synthesis of positively charged polystyrene microspheres for the removal of congo red, phosphate, and Chromium (VI). *ACS omega*, 4(4), 6669–6676.
- de Souza, M. T. F., de Almeida, C. A., Ambrosio, E., Santos, L. B., de Souza Freitas, T. K. F., Manholer, D. D., ... & Garcia, J. C. (2016). Extraction and use of *Cereus peruvianus* cactus mucilage in the treatment of textile effluents. *Journal of the Taiwan Institute of Chemical Engineers*, 67, 174–183.
- Dotto, J. et al., (2019). Performance of different coagulants in the coagulation/flocculation process of textile wastewater. *Journal of Cleaner Production*, 208. Available from: doi: 10.1016/j.jclepro.2018.10.112
- Duangjai, A. et al., (2016). Comparison of antioxidant, antimicrobial activities and chemical profiles of three coffee (*Coffea arabica* L.) pulp aqueous extracts. *Integrative Medicine Research*, 5(4), 324–331. Available from: doi: 10.1016/J.IMR.2016.09.001
- Fabryanty, R. et al., (2017). Removal of crystal violet dye by adsorption using bentonite – alginate composite. *Journal of Environmental Chemical Engineering*, 5(6), 5677–5687. Available from: doi: 10.1016/J.JECE.2017.10.057
- Galanakis, C. M. (2017). *Handbook of coffee processing by-products*. Londres: Academic press, inc.
- Gao, S., Zhang, W., An, Z., Kong, S., & Chen, D. (2019). Adsorption of anionic dye onto magnetic Fe₃O₄/CeO₂ nanocomposite: Equilibrium, kinetics, and thermodynamics. *Adsorption Science & Technology*, 37(3-4), 185–204.
- Gurram, R., Al-Shannag, M., Knapp, S., Das, T., Singsaas, E., & Alkasrawi, M. (2016). Technical possibilities of bioethanol production from coffee pulp: a renewable feedstock. *Clean Technologies and Environmental Policy*, 18(1), 269–278.
- Han, Q., et al., (2020). High adsorption of methylene blue by activated carbon prepared from phosphoric acid treated eucalyptus residue. *Powder Technology*. <https://doi.org/10.1016/J.POWTEC.2020.02.013>
- Heeger, A. et al., (2017). Bioactives of coffee cherry pulp and its utilisation for production of Cascara beverage. *Food Chemistry*, 221, 969–975. Available from: doi: 10.1016/j.foodchem.2016.11.067
- ICONTEC. (1996). *NTC 3903. Gestión ambiental. Procedimiento para el método de jarras en la coagulación-floculación del agua*. (Instituto Colombiano de Normas Técnicas y Certificación (ICONTEC), Ed.). Bogota: Icontec.
- ICONTEC. (2011). *NTC 2558. Café tostado y molido. Determinación del contenido de humedad. Método por determinación de la pérdida en masa a 103 °C (método de rutina)*. Bogota: Icontec.
- Janissen, B. & Huynh, T. (2018). Chemical composition and value-adding applications of coffee industry by-products: A review. *Resources, Conservation and Recycling*, 128(1), 110–117. Available from: doi: 10.1016/j.resconrec.2017.10.001
- Jeon, J. R. et al., (2009). Use of grape seed and its natural polyphenol extracts as a natural organic coagulant for removal of cationic dyes. *Chemosphere*, 77(8), 1090–1098. Available from: doi: 10.1016/j.chemosphere.2009.08.036
- Kuppusamy, S. et al., M. (2017). *Quercus robur* acorn peel as a novel coagulating adsorbent for cationic dye removal from aquatic ecosystems. *Ecological Engineering*, 101, 3–8. Available from: doi: 10.1016/J.ECOLENG.2017.01.014
- Leopoldini, M., Russo, N., & Toscano, M. (2006). Gas and Liquid Phase Acidity of Natural Antioxidants. *Journal of Agricultural and Food Chemistry*, 54(8), 3078–3085. Available from: doi: doi.org/10.1021/jf053180a
- Li, W., Mu, B., & Yang, Y. (2019). Feasibility of industrial-scale treatment of dye wastewater via bio-adsorption technology. *Bioresource Technology*, 277, 157–170. Available from: doi: 10.1016/J.BIORTECH.2019.01.002

- Liu, C., Liu, H., Zhang, K., Dou, M., Pan, B., He, X., & Lu, C. (2019). Partly reduced graphene oxide aerogels induced by proanthocyanidins for efficient dye removal. *Bioresource technology*, 282, 148-155.
- Maiti, D., Mukhopadhyay, S., & Devi, P. S. (2017). Evaluation of Mechanism on Selective, Rapid, and Superior Adsorption of Congo Red by Reusable Mesoporous α -Fe₂O₃ Nanorods. *ACS Sustainable Chemistry & Engineering*, 5(12), 11255–11267. Available from: doi: 10.1021/acssuschemeng.7b01684
- Mohammad, A. T., Abdulhameed, A. S., & Jawad, A. H. (2019). Box-Behnken design to optimize the synthesis of new crosslinked chitosan-glyoxal/TiO₂ nanocomposite: methyl orange adsorption and mechanism studies. *International journal of biological macromolecules*, 129, 98-109.
- Muinde, V. M., Onyari, J. M., Wamalwa, B., & Wabomba, J. N. (2020). Adsorption of malachite green dye from aqueous solutions using mesoporous chitosan–zinc oxide composite material. *Environmental Chemistry and Ecotoxicology*, 2, 115-125.
- Muñoz Bernal, Ó. A. et al., (2017). Nuevo acercamiento a la interacción del reactivo de Folin-Ciocalteu con azúcares durante la cuantificación de polifenoles totales. *Tip*, 20(2), 23-28.
- Noriega Salazar, A. et al., (2008). Revisión: Utilización de la pulpa de café en la alimentación animal. *Zootecnia Tropical*, 26(4), 411-419.
- Qamar, S. A., Ashiq, M., Jahangeer, M., Riasat, A., & Bilal, M. (2020). Chitosan-based hybrid materials as adsorbents for textile dyes—A review. *Case Studies in Chemical and Environmental Engineering*, 2, 100021.
- Rodríguez, V. N. (2013). Producción de alcohol a partir de pulpa de café. *Cenicafé*, 64(2), 78–93.
- Salleh, M. A. M. et al., (2011). Cationic and anionic dye adsorption by agricultural solid wastes: A comprehensive review. *Desalination*, 280(1–3), 1–13. Available from: doi: 10.1016/J.DESAL.2011.07.019
- Serna Jiménez, J. A. et al., (2018). Aprovechamiento de la pulpa de café como alternativa de valorización de subproductos. *Revista Ion, Investigación, Optimización y Nuevos Procesos En Ingeniería*, 31(1), 37–42. Available from: doi: 10.18273/revion.v31n1-2018006
- Tobón Arroyave, N. D. L. C. (2015). Extracción asistida por ultrasonido de compuestos fenólicos de la pulpa de café (*Coffea arabica* L.) variedad Castillo. M.A. Dissertation, Universidad de La Salle.
- Wang, J., & Wang, S. (2016). Removal of pharmaceuticals and personal care products (PPCPs) from wastewater: A review. *Journal of Environmental Management*, 182, 620–640. Available from: doi: 10.1016/J.JENVMAN.2016.07.049
- Yoplac, I., Yalta, J., Vásquez, H. V., & Maicelo, J. L. (2017). Efecto de la alimentación con pulpa de café (*Coffea arabica*) en los índices productivos de cuyes (*Cavia porcellus* L) raza Perú. *Revista de Investigaciones Veterinarias del Perú*, 28(3), 549-560.